

AT. BURLINGSTONE




60x120 Rec. 24"x48" | **30,3x61,3** 12"x24" | **60,8x60,8** 24"x24" | **60x60 Rec.** 24"x24" | **30x30 (7x7)** 12"x12"



At. Burlingstone White PEI 4

| | | | | |
|------------------|------|-----|--------------------|------|
| ● 60x120 | Rec. | M57 | 017.250.0108.13385 | MATT |
| ● 60,8x60,8 | | M41 | 015.440.0108.13385 | MATT |
| ● 60,8x60,8 Ext. | | M41 | 015.440.0108.14350 | MATT |
| ● 60x60 | Rec. | M46 | 017.840.0108.13385 | MATT |
| ● 60x60 Ext. | Rec. | M46 | 017.840.0108.14350 | MATT |
| ● 30,3x61,3 | | M41 | 015.722.0108.13385 | MATT |



At. Burlingstone Gris PEI 3

| | | | | |
|------------------|------|-----|--------------------|------|
| ● 60x120 | Rec. | M57 | 017.250.0002.13385 | MATT |
| ● 60,8x60,8 | | M41 | 015.440.0002.13385 | MATT |
| ● 60,8x60,8 Ext. | | M41 | 015.440.0002.14350 | MATT |
| ● 60x60 | Rec. | M46 | 017.840.0002.13385 | MATT |
| ● 60x60 Ext. | Rec. | M46 | 017.840.0002.14350 | MATT |
| ● 30,3x61,3 | | M41 | 015.722.0002.13385 | MATT |



At. Burlingstone Perla PEI 4

| | | | | |
|------------------|------|-----|--------------------|------|
| ● 60x120 | Rec. | M57 | 017.250.0037.13385 | MATT |
| ● 60,8x60,8 | | M41 | 015.440.0037.13385 | MATT |
| ● 60,8x60,8 Ext. | | M41 | 015.440.0037.14350 | MATT |
| ● 60x60 | Rec. | M46 | 017.840.0037.13385 | MATT |
| ● 60x60 Ext. | Rec. | M46 | 017.840.0037.14350 | MATT |
| ● 30,3x61,3 | | M41 | 015.722.0037.13385 | MATT |




At. Burlingstone Marfil PEI 4

| | | | | |
|------------------|------|-----|--------------------|------|
| ● 60x120 | Rec. | M57 | 017.250.0033.13385 | MATT |
| ● 60,8x60,8 | | M41 | 015.440.0033.13385 | MATT |
| ● 60,8x60,8 Ext. | | M41 | 015.440.0033.14350 | MATT |
| ● 60x60 | Rec. | M46 | 017.840.0033.13385 | MATT |
| ● 60x60 Ext. | Rec. | M46 | 017.840.0033.14350 | MATT |
| ● 30,3x61,3 | | M41 | 015.722.0033.13385 | MATT |

Disponible en / Available in / Disponible:
At. Burlingstone 60x90(20mm)Rec. / 60,5x60,5(20mm)Rec.




Rvto. / Wall / Rvrm.: At. Burlingstone White 60x120
Pvto. / Floor / Sol.: At. Burlingstone White 60x120




At. Rlv. Burlingstone White

| | | | |
|-------------|-----|--------------------|------|
| ● 30,3x61,3 | M41 | 015.722.0108.14022 | MATT |
|-------------|-----|--------------------|------|



At. Rlv. Burlingstone Perla

| | | | |
|-------------|-----|--------------------|------|
| ● 30,3x61,3 | M41 | 015.722.0037.14022 | MATT |
|-------------|-----|--------------------|------|




At. Rlv. Burlingstone Gris

| | | | |
|-------------|-----|--------------------|------|
| ● 30,3x61,3 | M41 | 015.722.0002.14022 | MATT |
|-------------|-----|--------------------|------|




At. Rlv. Burlingstone Marfil

| | | | |
|-------------|-----|--------------------|------|
| ● 30,3x61,3 | M41 | 015.722.0033.14022 | MATT |
|-------------|-----|--------------------|------|




Malla At. Burlingstone 30x30(7)

| | | | |
|---------|------|--------------------|------|
| ● White | M201 | 025.590.0108.13385 | MATT |
|---------|------|--------------------|------|



Malla At. Burlingstone 30x30(7)

| | | | |
|---------|------|--------------------|------|
| ● Perla | M201 | 025.590.0037.13385 | MATT |
|---------|------|--------------------|------|



Malla At. Burlingstone 30x30(7)

| | | | |
|--------|------|--------------------|------|
| ● Gris | M201 | 025.590.0002.13385 | MATT |
|--------|------|--------------------|------|



Malla At. Burlingstone 30x30(7)

| | | | |
|----------|------|--------------------|------|
| ● Marfil | M201 | 025.590.0033.13385 | MATT |
|----------|------|--------------------|------|

Piezas especiales / Special pieces / Pièces especiales (No Rlv.)

Consultar en página / Consult on page / Consulter en page: 162

| | | |
|------------------|-----------------|-----------------|
| *Peldaño Gradone | *Ángulo Gradone | *Rodapié C/Romo |
| | | |

Empaquetado / Packaging / Emballage

| Formato | pz/cj | m ² /cj | cj/pl | m ² /pl | kg/cj | kg/pl |
|-----------|-------|--------------------|-------|--------------------|-------|----------|
| 60x120 | 2 | 1.44 | 36 | 51.84 | 29.50 | 1,091.00 |
| 60,8x60,8 | 4 | 1.48 | 30 | 44.40 | 31.35 | 960.50 |
| 60x60 | 4 | 1.44 | 30 | 43.20 | 31.50 | 965.00 |
| 30,3x61,3 | 7 | 1.30 | 40 | 52.00 | 25.00 | 1,020.00 |
| 30x30(7) | 11 | 1.00 | 42 | 42.00 | 23.10 | 990.20 |



Rvto. / Wall / Rvrm.: At. Rlv. Burlingstone White 30,3x61,3 - At. Burlingstone White 30,3x61,3
Pvto. / Floor / Sol.: At. Burlingstone Gris 60x60



At. Burlingstone White

- 60x90 Rec. M82 017.986.0108.13385
- 60,5x60,5 Rec. M74 017.984.0108.13385




At. Burlingstone Perla

- 60x90 Rec. M82 017.986.0037.13385
- 60,5x60,5 Rec. M74 017.984.0037.13385



At. Burlingstone Marfil

- 60x90 Rec. M82 017.986.0033.13385
- 60,5x60,5 Rec. M74 017.984.0033.13385



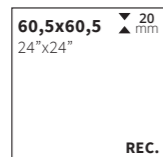
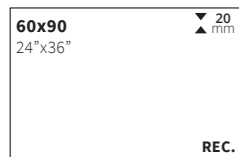
At. Burlingstone Gris

- 60x90 Rec. M82 017.986.0002.13385
- 60,5x60,5 Rec. M74 017.984.0002.13385

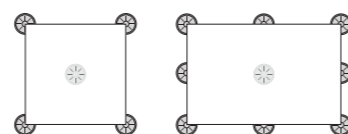


Rvto. / Wall / Rvtm: **Esenza Bianco 60x120**
 Pzto. / Floor / Sol: **At. Burlingstone Gris 60x90 (20MM)**

Formatos / Sizes / Formats



Colocación mínima recomendada de plots.
 Placement of the minimum recommended plots.
 Placement des plots minimums recommandés.



Disponible en / Available in / Disponible:
 At.Burlingstone 60x120 / 30,3x61,3 / 60,8x60,8 / 60x60 - Cat. ATRIUM

Empaquetado / Packaging / Emballage

| Formato | pz/cj | m ² /cj | cj/pl | m ² /pl | kg/cj | kg/pl |
|-----------------|-------|--------------------|-------|--------------------|-------|--------|
| 60x90(N)20mm | 1 | 0.54 | 40 | 21.60 | 21.35 | 884.00 |
| 60,5x60,5(N)20M | 2 | 0.73 | 30 | 21.90 | 28.80 | 884.00 |