



Dolomite Bianco PEI 4

● 60x120	Rec.	M112	004.869.0150.11380	
● 30x60	Rec.	M77	004.450.0150.11380	
● 120x120	Rec.	M166	004.120.0150.11380	
● 60x60	Rec.	M77	004.840.0150.11380	
● 30x30(7)	Malla	M201	038.590.0150.11380	



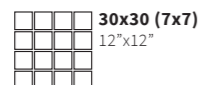
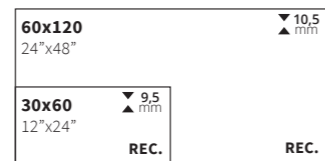
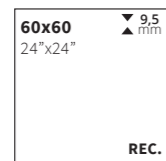

Dolomite Crema PEI 4

● 60x120	Rec.	M112	004.869.0096.11380	
● 30x60	Rec.	M77	004.450.0096.11380	
● 120x120	Rec.	M166	004.120.0096.11380	
● 60x60	Rec.	M77	004.840.0096.11380	
● 30x30(7)	Malla	M201	038.590.0096.11380	



Rvto. / Wall / Rvtrn.: **Dolomite Crema 60x120**
Pvto. / Floor / Sol: **Dolomite Crema 120x120**

Formatos / Sizes / Formats



Malla Coimbra Dolomite Bianco

● 29x38	P38	038.936.0150.11380	
---------	-----	--------------------	--

Malla Coimbra Dolomite Crema

● 29x38	P38	038.936.0096.11380	
---------	-----	--------------------	--



Piezas especiales / Special pieces / Pièces especiales
Consultar en página / Consult on page / Consulter en page: 314



Empaquetado / Packaging / Emballage

Formato	pz/cj	m ² /cj	cj/pl	m ² /pl	kg/cj	kg/pl
60x120	2	1,44	32	46,08	34,25	1,121,00
30x60	6	1,08	48	51,84	23,60	1,152,80
120x120	1	1,44	36	51,84	35,00	1,300,00
60x60	4	1,44	30	43,20	31,50	965,00
30x30(7)	11	1,00	42	42,00	23,10	990,20