



60x120 Rec. 24"x48"	60,8x60,8 24"x24"	60x60 Rec. 24"x24"	30x30 (7x7) 12"x12"
-------------------------------	-----------------------------	------------------------------	-------------------------------

GRES PORCELÁNICO ESMALTADO
GLAZED PORCELAIN TILES · GRÈS CÉRAME ÉMAILLÉ



At. Rimini Brillo PEI 4

● 60x120 Rec.	M61	017.250.0804.06610	
● 60,8x60,8	M43	015.440.0804.06610	
● 60x60 Rec.	M48	017.840.0804.06610	




Malla At. Rimini 30x30(7)

● Brillo	M201	025.590.0804.06610	
----------	------	--------------------	--



At. Rimini Mate PEI 4

● 60x120 Rec.	M57	017.250.0803.06610	
● 60,8x60,8	M41	015.440.0803.06610	
● 60x60 Rec.	M46	017.840.0803.06610	



Malla At. Rimini 30x30(7)

● Mate	M201	025.590.0803.06610	
--------	------	--------------------	--

Disponible en / Available in / Disponible:

- At. Rimini 30x90 - Pág. / Page / Page 150
- At. Rimini 33,3x55 - Pág. / Page / Page 151
- At. Rimini 45x45 - Pág. / Page / Page 111
- At. Rimini 45x90 - Pág. / Page / Page 117

Piezas especiales / Special pieces / Pièces especiales

Consultar en página / Consult on page / Consulter en page: 166

*Peldaño Gradone	*Ángulo Gradone	*Rodapié C/Romo

Empaquetado / Packaging / Emballage

Formato	pz/cj	m ² /cj	cj/pl	m ² /pl	kg/cj	kg/pl
60x120	2	1.44	36	51.84	29.50	1,091.00
60,8x60,8	4	1.48	30	44.40	31.35	960.50
60x60	4	1.44	30	43.20	31.50	965.00
30x30(7)	11	1.00	42	42.00	23.10	990.20



Pvta. / Floor / Sol: **At. Rimini Brillo 60x120**